

MARSH | Global Insurance Market Index

Third Quarter 2017

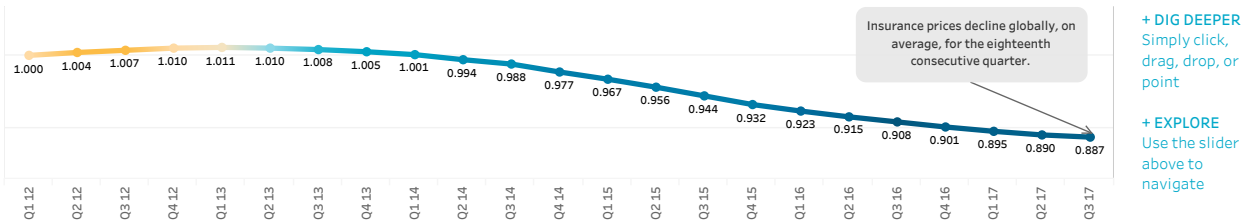
The Marsh Global Insurance Market Index is a proprietary measure of commercial insurance premium rate change at renewal, representing the world's major insurance markets and comprising 90% of Marsh's premium. The index captures a rolling four-quarter view of rate movement, providing a quarter-to-quarter look at changes in the marketplace. The rate change captures year-over-year rate movement, measured quarterly. The Index and rate change metrics are based on a combination of statistical data and input from Marsh placement leaders worldwide.

Commercial Insurance Index	Composite Insurance Rates - By Region & Coverage Line	Combined Ratios & Surplus Capacity	US Commercial Insurance Market	US Cyber Insurance Market	UK Commercial Insurance Market	Continental Europe Commercial I..
----------------------------	---	------------------------------------	--------------------------------	---------------------------	--------------------------------	-----------------------------------

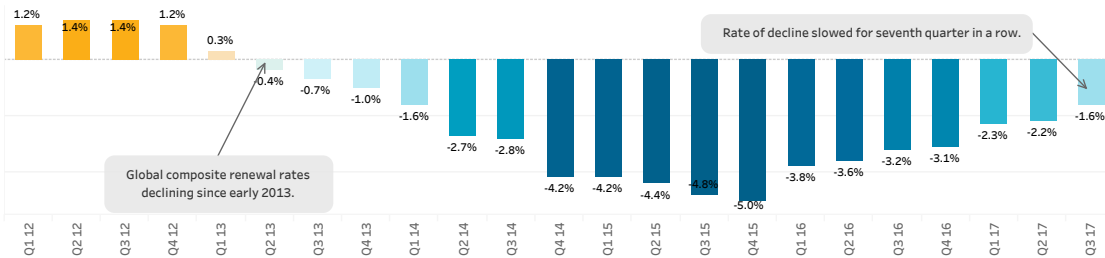
Eighteen Consecutive Quarters of Commercial Insurance Rate Declines

The third quarter of 2017 marked four and a half years of quarterly declines in commercial insurance rates, on average, as the global market maintained significant capacity and competitive underwriting. The third quarter was also the seventh consecutive quarter in which the pace of global rate decreases slowed (the current quarter decrease was less than the prior quarter decrease). It is worth noting that property damage and business interruption losses from the recent natural disasters in the US and elsewhere had little to no impact on average rates in the quarter as they occurred late in the reporting period. Early indications are showing evidence of rate increases for US catastrophe-exposed property risks.

Global Insurance Market Index



Global Insurance Composite Rate Change



UNITED STATES VERSION

Marsh is one of the Marsh & McLennan Companies, together with Guy Carpenter, Mercer and Oliver Wyman. This document and any recommendations, analysis or advice provided by Marsh (collectively, the "Marsh Analysis") are not intended to be taken as advice regarding any individual situation and should not be relied upon as such. The information contained herein is based on sources we believe reliable, but we make no representation or warranty as to its accuracy. Marsh shall have no obligation to update the Marsh Analysis and shall have no liability to you or any other party arising out of this publication or any matter contained herein. Any statements concerning actuarial, tax, accounting or legal matters are based solely on our experience as insurance brokers and risk consultants and are not to be relied upon as actuarial, tax, accounting or legal advice, for which you should consult your own professional advisors. Any modeling, analytics or projections are subject to inherent uncertainty, and the Marsh Analysis could be materially affected if any underlying assumptions, conditions, information or factors are inaccurate or incomplete or should change. Marsh makes no representation or warranty concerning the application of policy wording, or the financial condition or solvency of insurers or reinsurers. Marsh makes no assurances regarding the availability, cost or terms of insurance coverage. Although Marsh may provide advice and recommendations, all decisions regarding the amount, type or terms of coverage are the ultimate responsibility of the insurance purchaser, who must decide on the specific coverage that is appropriate to its particular circumstances and financial position.

UNITED KINGDOM VERSION

Copyright © 2017 Marsh LLC. All rights reserved.
The information contained herein is based on sources we believe reliable and should be understood to be general risk management and insurance information only. The information is not intended to be taken as advice with respect to any individual situation and cannot be relied upon as such.
In the United Kingdom, Marsh Ltd is authorised and regulated by the Financial Conduct Authority.
Copyright © 2017 Marsh Ltd All rights reserved.

MARSH | Global Insurance Market Index

Third Quarter 2017

The Marsh Global Insurance Market Index is a proprietary measure of commercial insurance premium rate change at renewal, representing the world's major insurance markets and comprising 90% of Marsh's premium. The index captures a rolling four-quarter view of rate movement, providing a quarter-to-quarter look at changes in the marketplace. The rate change captures year-over-year rate movement, measured quarterly. The Index and rate change metrics are based on a combination of statistical data and input from Marsh placement leaders worldwide.

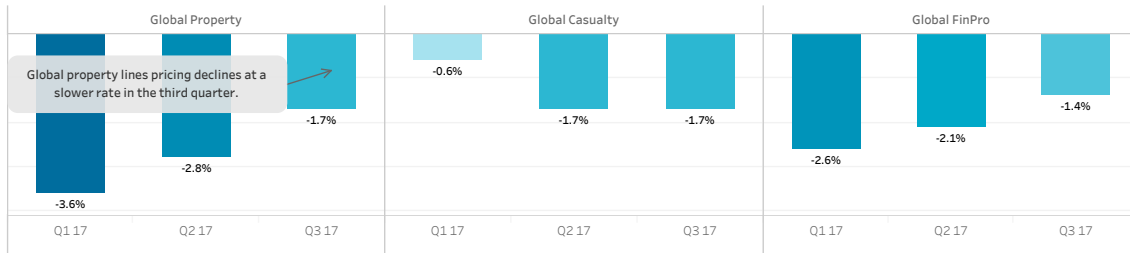
Commercial Insurance Index	Composite Insurance Rates - By Region & Coverage Line	Combined Ratios & Surplus Capacity	US Commercial Insurance Market	US Cyber Insurance Market	UK Commercial Insurance Market	Continental Europe Commercial I..
----------------------------	---	------------------------------------	--------------------------------	---------------------------	--------------------------------	-----------------------------------

Rate Decreases Continue across Coverages and Regions, Except in Australia

Insurance rates continued to decrease globally, on average, in the third quarter of 2017 across most regions in property and financial lines, although the rate of decline has slowed. In casualty lines, the rate of decline was consistent with the prior quarter. Australia saw a third consecutive quarter of overall rate increases, largely due to insurer's response to recent poor underwriting results across many products. The UK and Asia showed slowing rates of decline, on average, as compared to the prior two quarters.

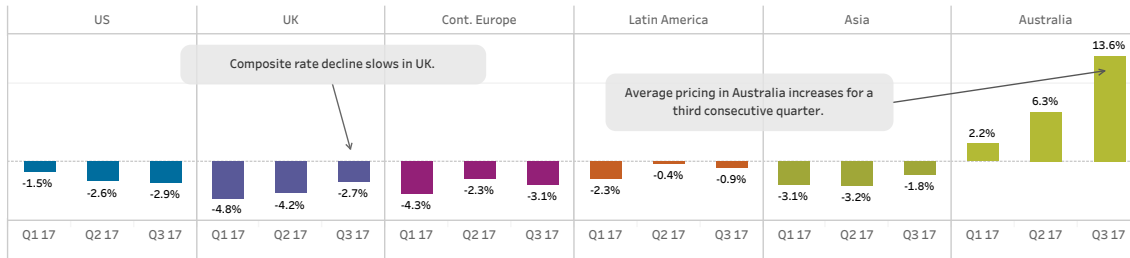
Global Composite Insurance Rate Change - By Coverage Line

Q1 2017, Q2 2017 and Q3 2017



Composite Insurance Rate Change - By Region

Q1 2017, Q2 2017 and Q3 2017



UNITED STATES VERSION

Marsh is one of the Marsh & McLennan Companies, together with Guy Carpenter, Mercer and Oliver Wyman. This document and any recommendations, analysis or advice provided by Marsh (collectively, the "Marsh Analysis") are not intended to be taken as advice regarding any individual situation and should not be relied upon as such. The information contained herein is based on sources we believe reliable, but we make no representation or warranty as to its accuracy. Marsh shall have no obligation to update the Marsh Analysis and shall have no liability to you or any other party arising out of this publication or any matter contained herein. Any statements concerning actuarial, tax, accounting or legal matters are based solely on our experience as insurance brokers and risk consultants and are not to be relied upon as actuarial, tax, accounting or legal advice, for which you should consult your own professional advisors. Any modelling, analytics or projections are subject to inherent uncertainty, and the Marsh Analysis could be materially affected if any underlying assumptions, conditions, information or factors are inaccurate or incomplete or should change. Marsh makes no representation or warranty concerning the application of policy wording, or the financial condition or solvency of insurers or reinsurers. Marsh makes no assurances regarding the availability, cost or terms of insurance coverage. Although Marsh may provide advice and recommendations, all decisions regarding the amount, type or terms of coverage are the ultimate responsibility of the insurance purchaser, who must decide on the specific coverage that is appropriate to its particular circumstances and financial position.

UNITED KINGDOM VERSION

Copyright © 2017 Marsh LLC. All rights reserved.

The information contained herein is based on sources we believe reliable and should be understood to be general risk management and insurance information only. The information is not intended to be taken as advice with respect to any individual situation and cannot be relied upon as such.

In the United Kingdom, Marsh Ltd is authorised and regulated by the Financial Conduct Authority.

Copyright © 2017 Marsh Ltd All rights reserved.

MARSH | Global Insurance Market Index

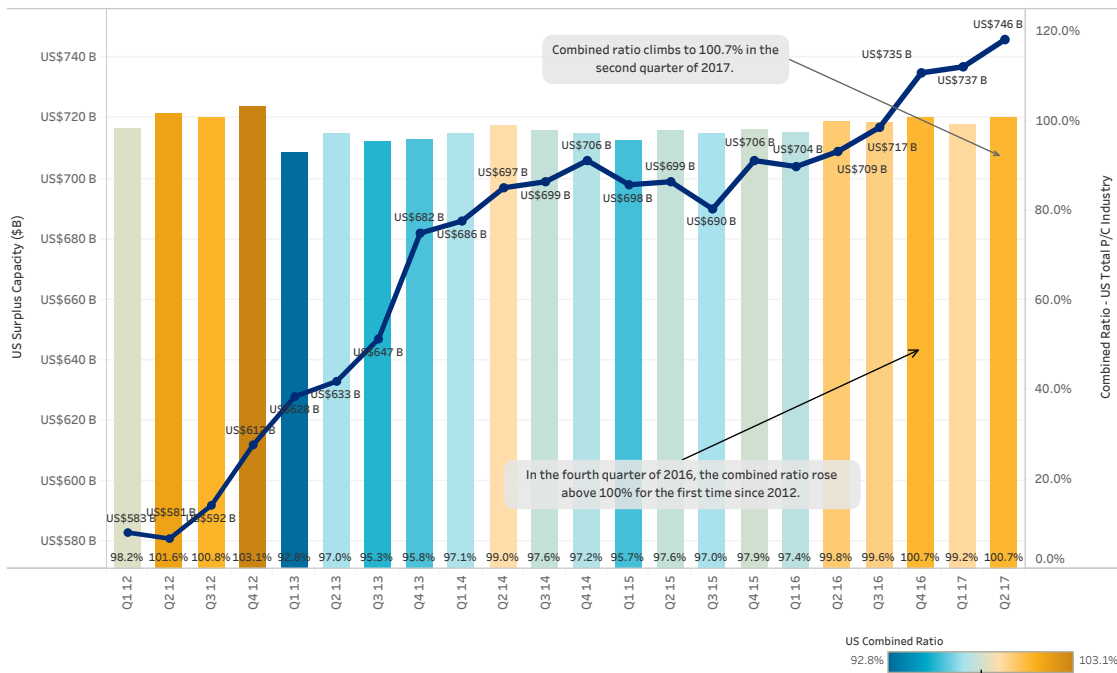
Third Quarter 2017

The Marsh Global Insurance Market Index is a proprietary measure of commercial insurance premium rate change at renewal, representing the world's major insurance markets and comprising 90% of Marsh's premium. The index captures a rolling four-quarter view of rate movement, providing a quarter-to-quarter look at changes in the marketplace. The rate change captures year-over-year rate movement, measured quarterly. The Index and rate change metrics are based on a combination of statistical data and input from Marsh placement leaders worldwide.

Commercial Insurance Index	Composite Insurance Rates - By Region & Coverage Line	Combined Ratios & Surplus Capacity	US Commercial Insurance Market	US Cyber Insurance Market	UK Commercial Insurance Market	Continental Europe Commercial I..
----------------------------	---	------------------------------------	--------------------------------	---------------------------	--------------------------------	-----------------------------------

Combined Ratio Climbs Above 100%

Competitive global commercial insurance prices helped produce a combined ratio for the industry that was above 100% in the second quarter of 2017 (the latest quarter for which data is available). According to AM Best, the combined ratio in the US for the second quarter was 100.7%, which brings it above 100% for the second time in the past three quarters. Industry capacity continues to increase as it has for the past five quarters, and as of the end of the second quarter was estimated to be \$US746 billion (AM Best).



Sources: iii.org, A.M. BEST (Figures for the first quarter of 2017 and the second quarter of 2017 are preliminary and subject to change.)

UNITED STATES VERSION

Marsh is one of the Marsh & McLennan Companies, together with Guy Carpenter, Mercer and Oliver Wyman. This document and any recommendations, analysis or advice provided by Marsh (collectively, the "Marsh Analysis") are not intended to be taken as advice regarding any individual situation and should not be relied upon as such. The information contained herein is based on sources we believe reliable, but we make no representation or warranty as to its accuracy. Marsh shall have no obligation to update the Marsh Analysis and shall have no liability to you or any other party arising out of this publication or any matter contained herein. Any statements concerning actuarial, tax, accounting or legal matters are based solely on our experience as insurance brokers and risk consultants and are not to be relied upon as actuarial, tax, accounting or legal advice, for which you should consult your own professional advisors. Any modelling, analytics or projections are subject to inherent uncertainty, and the Marsh Analysis could be materially affected if any underlying assumptions, conditions, information or factors are inaccurate or incomplete or should change. Marsh makes no representation or warranty concerning the application of policy wording, or the financial condition or solvency of insurers or reinsurers. Marsh makes no assurances regarding the availability, cost or terms of insurance coverage. Although Marsh may provide advice and recommendations, all decisions regarding the amount, type or terms of coverage are the ultimate responsibility of the insurance purchaser, who must decide on the specific coverage that is appropriate to its particular circumstances and financial position.

UNITED KINGDOM VERSION

Copyright © 2017 Marsh LLC. All rights reserved. The information contained herein is based on sources we believe reliable and should be understood to be general risk management and insurance information only. The information is not intended to be taken as advice with respect to any individual situation and cannot be relied upon as such. In the United Kingdom, Marsh Ltd is authorised and regulated by the Financial Conduct Authority. Copyright © 2017 Marsh Ltd All rights reserved.

MARSH | Global Insurance Market Index

Third Quarter 2017

The Marsh Global Insurance Market Index is a proprietary measure of commercial insurance premium rate change at renewal, representing the world's major insurance markets and comprising 90% of Marsh's premium. The index captures a rolling four-quarter view of rate movement, providing a quarter-to-quarter look at changes in the marketplace. The rate change captures year-over-year rate movement, measured quarterly. The Index and rate change metrics are based on a combination of statistical data and input from Marsh placement leaders worldwide.

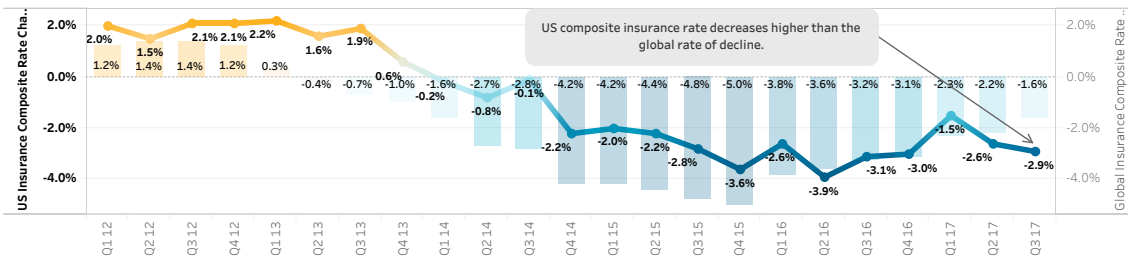
Commercial Insurance Index	Composite Insurance Rates - By Region & Coverage Line	Combined Ratios & Surplus Capacity	US Commercial Insurance Market	US Cyber Insurance Market	UK Commercial Insurance Market	Continental Europe Commercial Insurance Market
----------------------------	---	------------------------------------	--------------------------------	---------------------------	--------------------------------	--

US Casualty Renewal Rate Continues Overall Decline

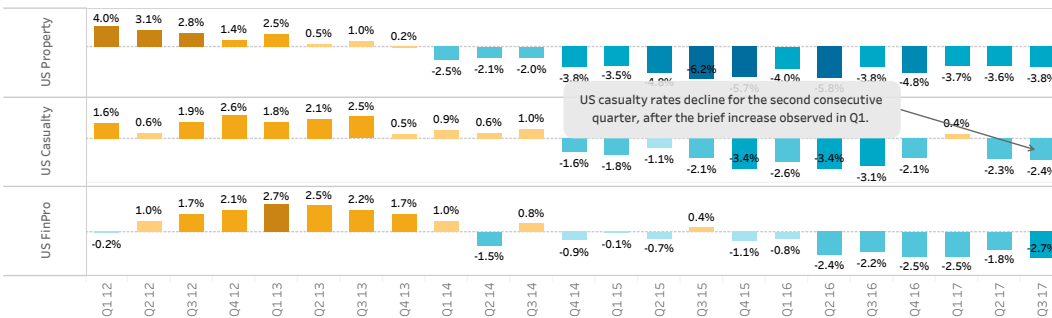
The US composite insurance rate declined in the third quarter of 2017 as property, casualty, and financial and professional lines all decreased at a higher rate than in the previous quarter. It marked the second consecutive quarter in which the region's composite rate declined at a higher pace than the previous quarter, which had not happened since mid-2015.

US Composite Insurance Rate Change

Composite Insurance Rate



By Major Coverage Line



UNITED STATES VERSION

Marsh is one of the Marsh & McLennan Companies, together with Guy Carpenter, Mercer and Oliver Wyman. This document and any recommendations, analysis or advice provided by Marsh (collectively, the "Marsh Analysis") are not intended to be taken as advice regarding any individual situation and should not be relied upon as such. The information contained herein is based on sources we believe reliable, but we make no representation or warranty as to its accuracy. Marsh shall have no obligation to update the Marsh Analysis and shall have no liability to you or any other party arising out of this publication or any matter contained herein. Any statements concerning actuarial, tax, accounting or legal matters are based solely on our experience as insurance brokers and risk consultants and are not to be relied upon as actuarial, tax, accounting or legal advice, for which you should consult your own professional advisors. Any modelling, analytics or projections are subject to inherent uncertainty, and the Marsh Analysis could be materially affected if any underlying assumptions, conditions, information or factors are inaccurate or incomplete or should change. Marsh makes no representation or warranty concerning the application of policy wording, or the financial condition or solvency of insurers or reinsurers. Marsh makes no assurances regarding the availability, cost or terms of insurance coverage. Although Marsh may provide advice and recommendations, all decisions regarding the amount, type or terms of coverage are the ultimate responsibility of the insurance purchaser, who must decide on the specific coverage that is appropriate to its particular circumstances and financial position.

UNITED KINGDOM VERSION

Copyright © 2017 Marsh LLC. All rights reserved.
 The information contained herein is based on sources we believe reliable and should be understood to be general risk management and insurance information only. The information is not intended to be taken as advice with respect to any individual situation and cannot be relied upon as such.
 In the United Kingdom, Marsh Ltd is authorised and regulated by the Financial Conduct Authority.
 Copyright © 2017 Marsh Ltd All rights reserved.

MARSH | Global Insurance Market Index

Third Quarter 2017

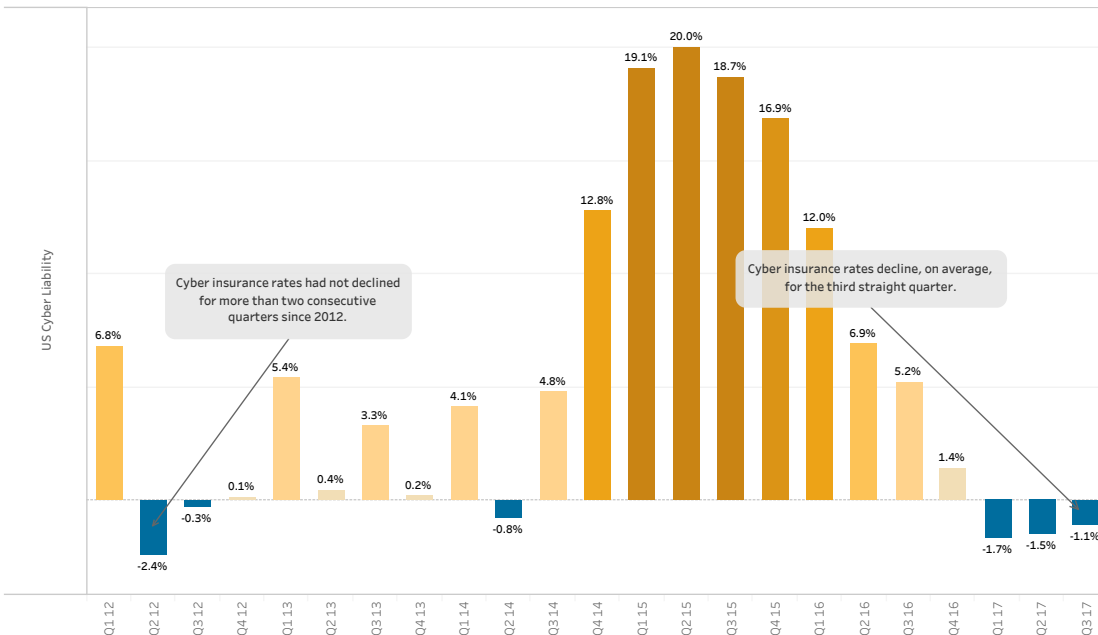
The Marsh Global Insurance Market Index is a proprietary measure of commercial insurance premium rate change at renewal, representing the world's major insurance markets and comprising 90% of Marsh's premium. The index captures a rolling four-quarter view of rate movement, providing a quarter-to-quarter look at changes in the marketplace. The rate change captures year-over-year rate movement, measured quarterly. The Index and rate change metrics are based on a combination of statistical data and input from Marsh placement leaders worldwide.

Composite Insurance Rates - By Region & Cove..	Combined Ratios & Surplus Capacity	US Commercial Insurance Market	US Cyber Insurance Market	UK Commercial Insurance Market	Continental Europe Commercial Insurance Market	Latin America Commercial Insurance Market
--	------------------------------------	--------------------------------	---------------------------	--------------------------------	--	---

US Cyber Insurance Renewal Rates Decrease for Third Consecutive Quarter

US cyber insurance rates decreased 1.1%, on average, in the third quarter of 2017, the third consecutive quarter of decline. The increase in capacity from existing cyber insurers and the entrance of new insurers are contributing to the rate movement. Partially offsetting the impact of additional capacity is the increase in demand for cyber coverage. Recent innovations — such as expansion of business interruption and contingent business interruption coverages — are driving increased demand from new and existing purchasers of cyber insurance.

US Cyber Liability Renewal Rates



UNITED STATES VERSION

Marsh is one of the Marsh & McLennan Companies, together with Guy Carpenter, Mercer and Oliver Wyman. This document and any recommendations, analysis or advice provided by Marsh (collectively, the "Marsh Analysis") are not intended to be taken as advice regarding any individual situation and should not be relied upon as such. The information contained herein is based on sources we believe reliable, but we make no representation or warranty as to its accuracy. Marsh shall have no obligation to update the Marsh Analysis and shall have no liability to you or any other party arising out of this publication or any matter contained herein. Any statements concerning actuarial, tax, accounting or legal matters are based solely on our experience as insurance brokers and risk consultants and are not to be relied upon as actuarial, tax, accounting or legal advice, for which you should consult your own professional advisors. Any modelling, analytics or projections are subject to inherent uncertainty, and the Marsh Analysis could be materially affected if any underlying assumptions, conditions, information or factors are inaccurate or incomplete or should change. Marsh makes no representation or warranty concerning the application of policy wording, or the financial condition or solvency of insurers or reinsurers. Marsh makes no assurances regarding the availability, cost or terms of insurance coverage. Although Marsh may provide advice and recommendations, all decisions regarding the amount, type or terms of coverage are the ultimate responsibility of the insurance purchaser, who must decide on the specific coverage that is appropriate to its particular circumstances and financial position.

UNITED KINGDOM VERSION

Copyright © 2017 Marsh LLC. All rights reserved. The information contained herein is based on sources we believe reliable and should be understood to be general risk management and insurance information only. The information is not intended to be taken as advice with respect to any individual situation and cannot be relied upon as such. In the United Kingdom, Marsh Ltd is authorised and regulated by the Financial Conduct Authority. Copyright © 2017 Marsh Ltd All rights reserved.

MARSH | Global Insurance Market Index

Third Quarter 2017

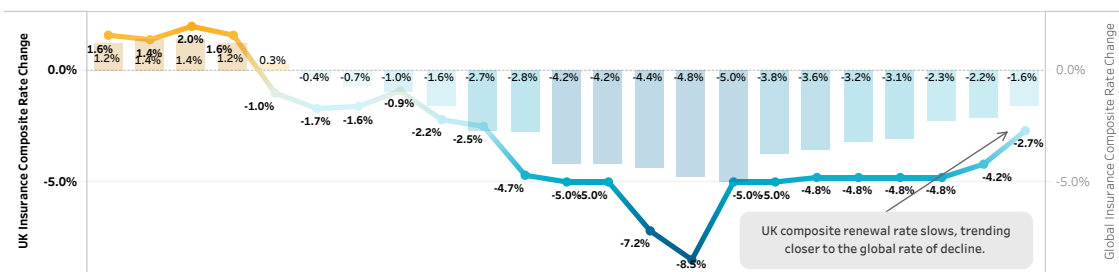
The Marsh Global Insurance Market Index is a proprietary measure of commercial insurance premium rate change at renewal, representing the world's major insurance markets and comprising 90% of Marsh's premium. The index captures a rolling four-quarter view of rate movement, providing a quarter-to-quarter look at changes in the marketplace. The rate change captures year-over-year rate movement, measured quarterly. The Index and rate change metrics are based on a combination of statistical data and input from Marsh placement leaders worldwide.

Combined Ratios & Surplus Capacity	US Commercial Insurance Market	US Cyber Insurance Market	UK Commercial Insurance Market	Continental Europe Commercial Insurance Market	Latin America Commercial Insurance Market	Asia Commercial Insurance Market
------------------------------------	--------------------------------	---------------------------	--------------------------------	--	---	----------------------------------

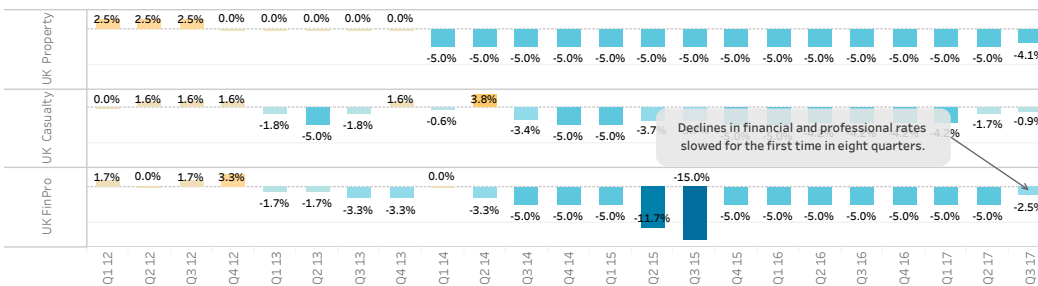
UK Insurance Market Remains Competitive; Casualty Rate Decline Slows

The UK composite insurance rate decreased 2.7% in the third quarter of 2017, edging closer to the global rate trend. Renewal rates declined, on average, in the UK across all major product lines, including financial and professional coverage. Significant capacity across the London market continues to impact rates, which have consistently demonstrated greater levels of rate decreases than the global average for the past 12 quarters.

UK Composite Insurance Rate Change



By Major Coverage Line



UNITED STATES VERSION

Marsh is one of the Marsh & McLennan Companies, together with Guy Carpenter, Mercer and Oliver Wyman. This document and any recommendations, analysis or advice provided by Marsh (collectively, the "Marsh Analysis") are not intended to be taken as advice regarding any individual situation and should not be relied upon as such. The information contained herein is based on sources we believe reliable, but we make no representation or warranty as to its accuracy. Marsh shall have no obligation to update the Marsh Analysis and shall have no liability to you or any other party arising out of this publication or any matter contained herein. Any statements concerning actuarial, tax, accounting or legal matters are based solely on our experience as insurance brokers and risk consultants and are not to be relied upon as actuarial, tax, accounting or legal advice, for which you should consult your own professional advisors. Any modelling, analytics or projections are subject to inherent uncertainty, and the Marsh Analysis could be materially affected if any underlying assumptions, conditions, information or factors are inaccurate or incomplete or should change. Marsh makes no representation or warranty concerning the application of policy wording, or the financial condition or solvency of insurers or reinsurers. Marsh makes no assurances regarding the availability, cost or terms of insurance coverage. Although Marsh may provide advice and recommendations, all decisions regarding the amount, type or terms of coverage are the ultimate responsibility of the insurance purchaser, who must decide on the specific coverage that is appropriate to its particular circumstances and financial position.

UNITED KINGDOM VERSION

Copyright © 2017 Marsh LLC. All rights reserved.

The information contained herein is based on sources we believe reliable and should be understood to be general risk management and insurance information only. The information is not intended to be taken as advice with respect to any individual situation and cannot be relied upon as such.

In the United Kingdom, Marsh Ltd is authorised and regulated by the Financial Conduct Authority.

Copyright © 2017 Marsh Ltd All rights reserved.



MARSH | Global Insurance Market Index

Third Quarter 2017

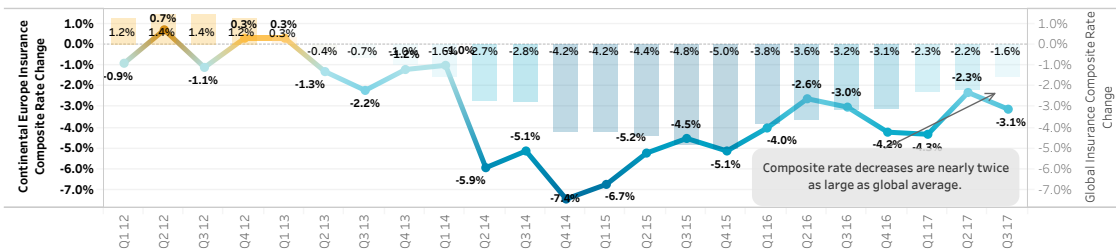
The Marsh Global Insurance Market Index is a proprietary measure of commercial insurance premium rate change at renewal, representing the world's major insurance markets and comprising 90% of Marsh's premium. The index captures a rolling four-quarter view of rate movement, providing a quarter-to-quarter look at changes in the marketplace. The rate change captures year-over-year rate movement, measured quarterly. The Index and rate change metrics are based on a combination of statistical data and input from Marsh placement leaders worldwide.

US Commercial Insurance Market	US Cyber Insurance Market	UK Commercial Insurance Market	Continental Europe Commercial Insurance Market	Latin America Commercial Insurance Market	Asia Commercial Insurance Market	Australia Commercial Insurance Market
--------------------------------	---------------------------	--------------------------------	--	---	----------------------------------	---------------------------------------

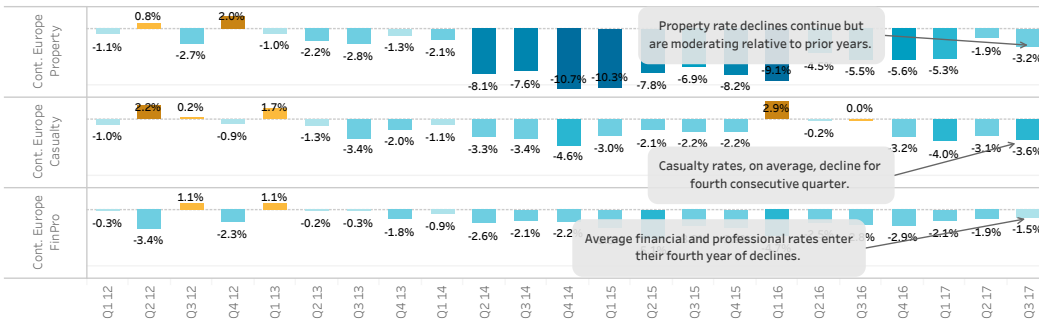
Insurance Market Remains Competitive in Continental Europe

Continental Europe's composite insurance rate decreased in the third quarter of 2017, on average, twice as much as the global rate of decline. Property rates declined 3.2% in the quarter, largely a result of overcapacity and intense competition among insurers, many of whom are maintaining aggressive retention strategies. Recent catastrophe events have yet to impact property rates, although initial indications from ins..

Continental Europe Composite Insurance Rate Change
Composite Insurance Rate



By Major Coverage Line



UNITED STATES VERSION

Marsh is one of the Marsh & McLennan Companies, together with Guy Carpenter, Mercer and Oliver Wyman. This document and any recommendations, analysis or advice provided by Marsh (collectively, the "Marsh Analysis") are not intended to be taken as advice regarding any individual situation and should not be relied upon as such. The information contained herein is based on sources we believe reliable, but we make no representation or warranty as to its accuracy. Marsh shall have no obligation to update the Marsh Analysis and shall have no liability to you or any other party arising out of this publication or any matter contained herein. Any statements concerning actuarial, tax, accounting or legal matters are based solely on our experience as insurance brokers and risk consultants and are not to be relied upon as actuarial, tax, accounting or legal advice, for which you should consult your own professional advisors. Any modelling, analytics or projections are subject to inherent uncertainty, and the Marsh Analysis could be materially affected if any underlying assumptions, conditions, information or factors are inaccurate or incomplete or should change. Marsh makes no representation or warranty concerning the application of policy wording, or the financial condition or solvency of insurers or reinsurers. Marsh makes no assurances regarding the availability, cost or terms of insurance coverage. Although Marsh may provide advice and recommendations, all decisions regarding the amount, type or terms of coverage are the ultimate responsibility of the insurance purchaser, who must decide on the specific coverage that is appropriate to its particular circumstances and financial position.

UNITED KINGDOM VERSION

Copyright © 2017 Marsh LLC. All rights reserved.
The information contained herein is based on sources we believe reliable and should be understood to be general risk management and insurance information only. The information is not intended to be taken as advice with respect to any individual situation and cannot be relied upon as such.
In the United Kingdom, Marsh Ltd is authorised and regulated by the Financial Conduct Authority.
Copyright © 2017 Marsh Ltd All rights reserved.



MARSH | Global Insurance Market Index

Third Quarter 2017

The Marsh Global Insurance Market Index is a proprietary measure of commercial insurance premium rate change at renewal, representing the world's major insurance markets and comprising 90% of Marsh's premium. The index captures a rolling four-quarter view of rate movement, providing a quarter-to-quarter look at changes in the marketplace. The rate change captures year-over-year rate movement, measured quarterly. The Index and rate change metrics are based on a combination of statistical data and input from Marsh placement leaders worldwide.

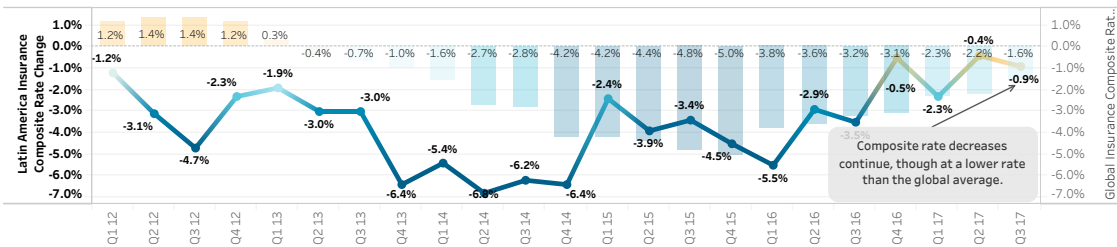
US Commercial Insurance Market	US Cyber Insurance Market	UK Commercial Insurance Market	Continental Europe Commercial Insurance Market	Latin America Commercial Insurance Market	Asia Commercial Insurance Market	Australia Commercial Insurance Market
--------------------------------	---------------------------	--------------------------------	--	---	----------------------------------	---------------------------------------

Latin America Casualty Insurance Rates Increase for Fifth Consecutive Quarter

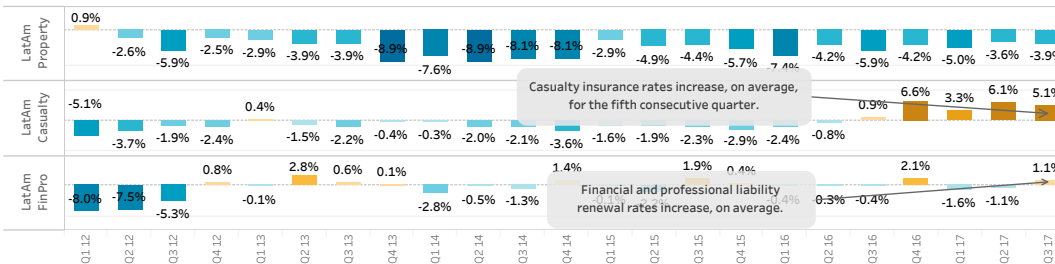
Composite insurance rate decreases in Latin America in the third quarter of 2017 were less than the global average for the fourth consecutive quarter. Casualty insurance renewal rates increased, on average, for the fifth quarter in a row, driven by motor and auto pricing. Macro influences include the devaluation of currencies in some geographies, which adversely impacts claim costs and, specifically, the price of parts and repairs for auto vehicles. Financial and professional liability coverage rates in the quarter also increased, on average, due to the impact of reduced capacity and fewer insurer options. Property renewal rates continued to decline, on average, though at a more moderate rate than in previous quarters.

Latin America Commercial Insurance Rate Change

Composite Insurance Rate



By Major Coverage Line



UNITED STATES VERSION

Marsh is one of the Marsh & McLennan Companies, together with Guy Carpenter, Mercer and Oliver Wyman. This document and any recommendations, analysis or advice provided by Marsh (collectively, the "Marsh Analysis") are not intended to be taken as advice regarding any individual situation and should not be relied upon as such. The information contained herein is based on sources we believe reliable, but we make no representation or warranty as to its accuracy. Marsh shall have no obligation to update the Marsh Analysis and shall have no liability to you or any other party arising out of this publication or any matter contained herein. Any statements concerning actuarial, tax, accounting or legal matters are based solely on our experience as insurance brokers and risk consultants and are not to be relied upon as actuarial, tax, accounting or legal advice, for which you should consult your own professional advisors. Any modeling, analytics or projections are subject to inherent uncertainty, and the Marsh Analysis could be materially affected if any underlying assumptions, conditions, information or factors are inaccurate or incomplete or should change. Marsh makes no representation or warranty concerning the application of policy wording, or the financial condition or solvency of insurers or reinsurers. Marsh makes no assurances regarding the availability, cost or terms of insurance coverage. Although Marsh may provide advice and recommendations, all decisions regarding the amount, type or terms of coverage are the ultimate responsibility of the insurance purchaser, who must decide on the specific coverage that is appropriate to its particular circumstances and financial position.

UNITED KINGDOM VERSION

Copyright © 2017 Marsh LLC. All rights reserved. The information contained herein is based on sources we believe reliable and should be understood to be general risk management and insurance information only. The information is not intended to be taken as advice with respect to any individual situation and cannot be relied upon as such. In the United Kingdom, Marsh Ltd is authorised and regulated by the Financial Conduct Authority. Copyright © 2017 Marsh Ltd All rights reserved.



MARSH | Global Insurance Market Index

Third Quarter 2017

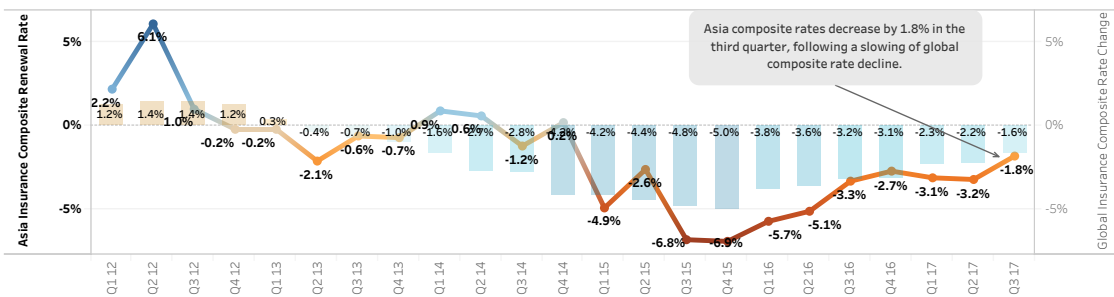
The Marsh Global Insurance Market Index is a proprietary measure of commercial insurance premium rate change at renewal, representing the world's major insurance markets and comprising 90% of Marsh's premium. The index captures a rolling four-quarter view of rate movement, providing a quarter-to-quarter look at changes in the marketplace. The rate change captures year-over-year rate movement, measured quarterly. The Index and rate change metrics are based on a combination of statistical data and input from Marsh placement leaders worldwide.

US Commercial Insurance Market	US Cyber Insurance Market	UK Commercial Insurance Market	Continental Europe Commercial Insurance Market	Latin America Commercial Insurance Market	Asia Commercial Insurance Market	Australia Commercial Insurance Market
--------------------------------	---------------------------	--------------------------------	--	---	----------------------------------	---------------------------------------

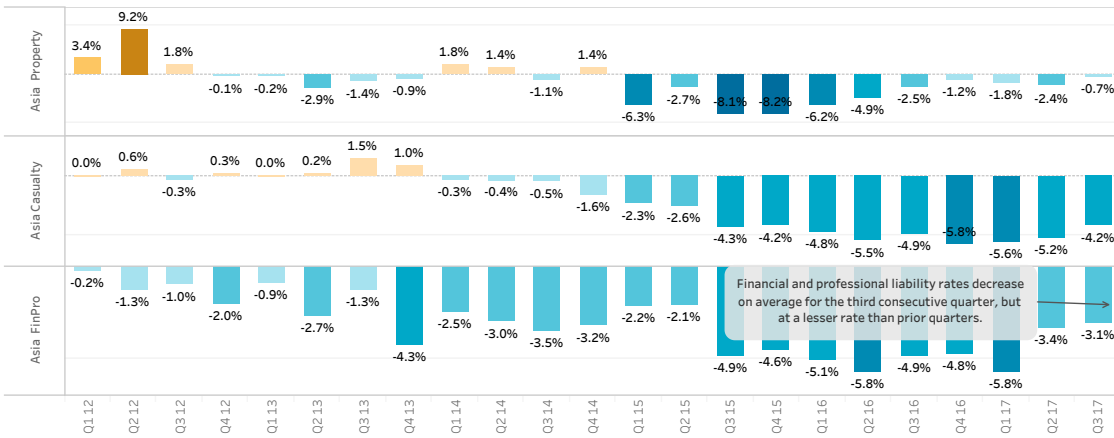
Asia Casualty Renewal Rate Continues Overall Decline

Composite insurance rates for the Asia region in the third quarter of 2017 were close to the global rate. Average property rates in the region decreased by less than 1%; financial and professional liability rates fell, on average, by 3.1%; and casualty rates decreased, on average, by 4.2%. Capacity in the region remains robust across major product categories and geographies. Macau, in southeast China, represents an exception to the declining prices as the impact of Typhoon Hato's August landfall may be starting to affect property rates.

Asia Composite Insurance Rate Change



By Major Coverage Line



Marsh is one of the Marsh & McLennan Companies, together with Guy Carpenter, Mercer, and Oliver Wyman. This document and any recommendations, analysis, or advice provided by Marsh (collectively, the "Marsh Analysis") are not intended to be taken as advice regarding any individual situation and should not be relied upon as such. The information contained herein is based on sources we believe reliable, but we make no representation or warranty as to its accuracy. Marsh shall have no obligation to update the Marsh Analysis and shall have no liability to you or any other party arising out of this publication or any matter contained herein. Any statements concerning actuarial, tax, accounting, or legal matters are based solely on our experience as insurance brokers and risk consultants and are not to be relied upon as actuarial, tax, accounting, or legal advice, for which you should consult your own professional advisors. Any modeling, analytics, or projections are subject to inherent uncertainty, and the Marsh Analysis could be materially affected if any underlying assumptions, conditions, information, or factors are inaccurate or incomplete or should change. Marsh makes no representation or warranty concerning the application of policy wording or the financial condition or solvency of insurers or reinsurers. Marsh makes no assurances regarding the availability, cost, or terms of insurance coverage. Although Marsh may provide advice and recommendations, all decisions regarding the amount, type or terms of coverage are the ultimate responsibility of the insurance purchaser, who must decide on the specific coverage that is appropriate to its particular circumstances and financial position.

Copyright © 2017 Marsh LLC. All rights reserved.



MARSH | Global Insurance Market Index

Third Quarter 2017

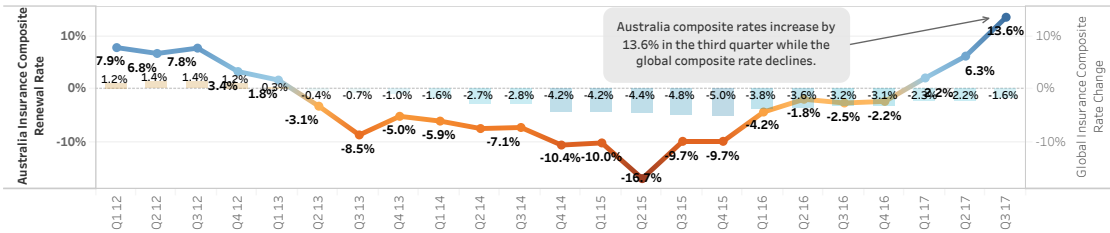
The Marsh Global Insurance Market Index is a proprietary measure of commercial insurance premium rate change at renewal, representing the world's major insurance markets and comprising 90% of Marsh's premium. The index captures a rolling four-quarter view of rate movement, providing a quarter-to-quarter look at changes in the marketplace. The rate change captures year-over-year rate movement, measured quarterly. The Index and rate change metrics are based on a combination of statistical data and input from Marsh placement leaders worldwide.

US Commercial Insurance Market	US Cyber Insurance Market	UK Commercial Insurance Market	Continental Europe Commercial Insurance Market	Latin America Commercial Insurance Market	Asia Commercial Insurance Market	Australia Commercial Insurance Market
--------------------------------	---------------------------	--------------------------------	--	---	----------------------------------	---------------------------------------

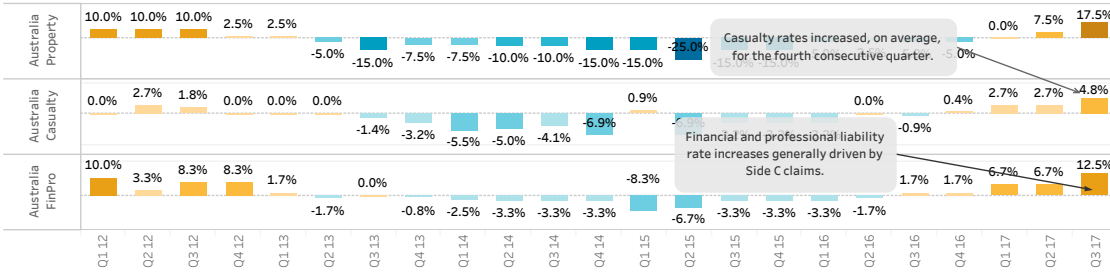
Australia Composite Rate Continues Increasing Trend

The composite insurance rate for Australia rose by 13.6%, on average, in the third quarter of 2017, the third consecutive quarter of increases. Australia is the only one of our reporting geographies to show an increase in its composite rate, with increases observed across all three major product lines. The increase is attributed to markets responding to poor underwriting performance in recent years. Property rates increased by 17.5%, on average — only the second time rates have increased in the past three years. Financial and professional liability rates rose, on average, marking five consecutive quarters of increases, with overall pricing generally driven by the D&O market, which has seen a proliferation of Side C (entity) claims. Casualty rates have now increased for four consecutive quarters.

Australia Composite Insurance Rate Change



By Major Coverage Line



UNITED STATES VERSION

Marsh is one of the Marsh & McLennan Companies, together with Guy Carpenter, Mercer and Oliver Wyman. This document and any recommendations, analysis or advice provided by Marsh (collectively, the "Marsh Analysis") are not intended to be taken as advice regarding any individual situation and should not be relied upon as such. The information contained herein is based on sources we believe reliable, but we make no representation or warranty as to its accuracy. Marsh shall have no obligation to update the Marsh Analysis and shall have no liability to you or any other party arising out of this publication or any matter contained herein. Any statements concerning actuarial, tax, accounting or legal matters are based solely on our experience as insurance brokers and risk consultants and are not to be relied upon as actuarial, tax, accounting or legal advice, for which you should consult your own professional advisors. Any modeling, analytics or projections are subject to inherent uncertainty, and the Marsh Analysis could be materially affected if any underlying assumptions, conditions, information or factors are inaccurate or incomplete or should change. Marsh makes no representation or warranty concerning the application of policy wording, or the financial condition or solvency of insurers or reinsurers. Marsh makes no assurances regarding the availability, cost or terms of insurance coverage. Although Marsh may provide advice and recommendations, all decisions regarding the amount, type or terms of coverage are the ultimate responsibility of the insurance purchaser, who must decide on the specific coverage that is appropriate to its particular circumstances and financial position.

UNITED KINGDOM VERSION

Copyright © 2017 Marsh LLC. All rights reserved.

The information contained herein is based on sources we believe reliable and should be understood to be general risk management and insurance information only. The information is not intended to be taken as advice with respect to any individual situation and cannot be relied upon as such.

In the United Kingdom, Marsh Ltd is authorised and regulated by the Financial Conduct Authority.

Copyright © 2017 Marsh Ltd All rights reserved.